



THE BELOW IS A HANDY GUIDE FOR VISITORS WHO ARE LOOKING FORWARD TO EXPLORING THEIR DREAM HOLIDAY IN AUSTRALIA!

STEP 1 - VISA REQUIREMENTS





ETA Eligible Passport Holders





From 6 April 2022, all **ETA-eligible passport holders** must now apply for an ETA using the Australian ETA app. The ETA app can be downloaded for free from the [Apple Store \(Apple\)](#) or [Google Play store \(Android\)](#). For more information, see the [Step by Step guide](#).



Other Passport Holders

Other passport holders who are not eligible for an ETA can apply for a Visitor visa (subclass 600) [here](#) or the eVisitor visa (subclass 651) [here](#).

-  The ETA app requires the customer to be present in person when an application is made with an agent.
-  The ETA app is available in English.

-  **Australia is in hot demand and it is advised that you apply for your visa as soon as possible. Visit [here](#) for a list of global visa processing times.**
-  Do not try to travel to Australia without a valid visa. You can use the [Visa Finder](#) to explore your visa options.
-  Please make sure you fill out the visa application form accurately and provide all the required documents when you lodge your application. If it is incomplete or incorrect, it will delay your visa application.
-  The Australian Government's [Global Service Centre](#) is here to help with visa queries.

STEP 2 - VACCINATION REQUIREMENTS AND STATE AND TERRITORY REQUIREMENTS



Vaccination

Your vaccination status will determine what you need to do to enter Australia. Check to see if you meet Australia's definition of fully vaccinated for international travel purposes.




Vaccination Certificate

If you were vaccinated overseas, you must obtain a foreign vaccination certificate that meets Australia's requirements. For more information see [Vaccination and Testing](#).

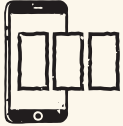


State and Territory Requirements

Before you book your flight, check state and territory arrival requirements. For more information see [State and Territory arrival requirements](#).

-  If you cannot be vaccinated with a COVID-19 vaccine for medical reasons, you must provide acceptable evidence of a medical contraindication.

STEP 3 - PREPARE TO TRAVEL



Digital Passenger Declaration


You can start your Digital Passenger Declaration (DPD) up to seven days before your flight, but you must submit it before you depart for Australia. For more information see [Digital Passenger Declaration](#).



Prepare your documents

When you check in for your flight, you will be asked by airline staff to present your:

- passport
- boarding pass
- visa
- evidence that you meet Australia's definition of fully vaccinated for international travel purposes
- completed DPD.

 Use the free mobile Australia Digital Passenger Declaration app by downloading it from the **App Store (Apple)** or **Google Play store (Android)**. If you cannot use the mobile app, you can submit your DPD using the **DPD online form**.

 The DPD is available in English.

Tourism Australia encourages all arrivals coming to Australia to visit The Department of Home Affairs website for updates to Australia's immigration and border arrangements at homeaffairs.gov.au/covid19.

Any further information on travelling to Australia can be found on the Australian Government website at australia.gov.au/travelling-to-australia.



**AUSTRALIA IS EXCITED TO WELCOME BACK
INTERNATIONAL ARRIVALS INTO AUSTRALIA!**

